

Rates

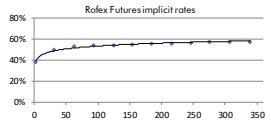
| Instrumento | TNA | |
|-----------------------|--------|------------|
| Caución 7d | 34,14% | 26/01/2021 |
| Caución 30d | 35,61% | |
| BADLAR Priv. (>\$1mm) | 33,81% | |
| TM20 Priv. (>\$20mm) | 33,50% | 25/01/2021 |
| TPM - Leliq 7D | 38,00% | 26/01/2021 |
| Pases Pasivos 7D | 36,50% | 26/01/2021 |

BCRAA3500 USD \$87,022

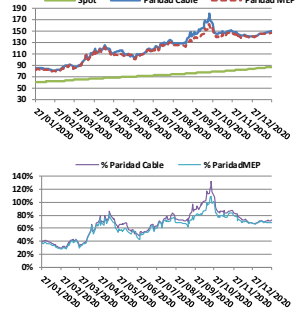
| Day | %Change | Annualized |
|------|---------|------------|
| 7d | 1,0% | 50% |
| 34d | 4,4% | 48% |
| 61d | 7,6% | 46% |
| 92d | 11,3% | 45% |
| 186d | 21,0% | 42% |
| 368d | 44,8% | 45% |

Rofax - ARS/USD Futures

| Futures | Maturity | Days | USD | Rates | -d1 | Ch | Op. I |
|-----------|------------|------|--------|-------|--------|-------|-------|
| SPOT | 26/01/2021 | - | 87,02 | | | | |
| DLR012021 | 29/01/2021 | 3 | 87,29 | 37,7% | 87,30 | 0,0% | 2,566 |
| DLR022021 | 26/02/2021 | 31 | 90,72 | 50,1% | 90,74 | 0,0% | 1,034 |
| DLR032021 | 31/03/2021 | 64 | 95,15 | 53,3% | 95,22 | -0,1% | 473 |
| DLR042021 | 30/04/2021 | 94 | 99,10 | 53,9% | 99,20 | -0,1% | 163 |
| DLR052021 | 31/05/2021 | 125 | 103,16 | 54,2% | 103,20 | 0,0% | 177 |
| DLR062021 | 30/06/2021 | 155 | 107,23 | 54,7% | 107,35 | -0,1% | 49 |
| DLR072021 | 30/07/2021 | 185 | 111,35 | 55,2% | 111,40 | 0,0% | 17 |
| DLR082021 | 31/08/2021 | 217 | 115,71 | 55,5% | 115,50 | 0,2% | 29 |
| DLR092021 | 30/09/2021 | 247 | 120,20 | 56,3% | 120,30 | -0,1% | 17 |
| DLR102021 | 29/10/2021 | 276 | 124,60 | 57,1% | 124,70 | -0,1% | 1 |
| DLR112021 | 30/11/2021 | 308 | 129,00 | 57,2% | 129,25 | -0,2% | 0 |
| DLR122021 | 31/12/2021 | 339 | 133,50 | 57,5% | 133,75 | -0,2% | 1 |



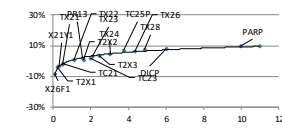
ARS - SPOT



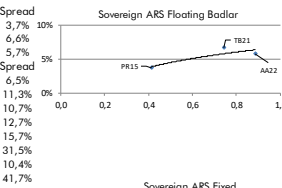
| | \$ | % |
|---------------|---------|--------|
| Spot | 87,0217 | |
| Paridad Cable | 149,723 | 72,05% |
| Paridad MEP | 146,89 | 68,80% |

Bonds

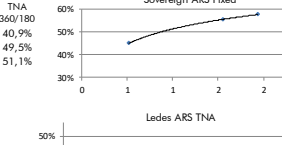
| Bond | Code | Amt Out. | Coupon | Price | YTM | MD | Maturity |
|---|-------|----------|--------|----------|--------|-------|------------|
| Sovereign Bond Inflation Indexed | | | | | | | |
| Leacr 02-21 | X26F1 | 119.446 | - | 116,11 | -8,49% | 0,08 | 26/02/2021 |
| Boncor 04-21 | TX1 | 199.031 | 1,40% | 128,30 | -3,72% | 0,23 | 17/04/2021 |
| Leacr 05-21 | X21Y1 | 106.565 | - | 108,30 | -3,23% | 0,31 | 21/05/2021 |
| Boncor 07-21 | TC21 | 57.390 | 2,50% | 429,00 | -1,69% | 0,48 | 22/07/2021 |
| Boncor 08-21 | TX21 | 221.424 | 1,00% | 137,40 | -2,35% | 0,52 | 05/08/2021 |
| Bocan 24 | PR13 | 762 | 2,00% | 693,00 | 1,61% | 1,58 | 15/03/2024 |
| Boncor 03-22 | TX22 | 262.932 | 1,20% | 130,60 | 0,37% | 1,12 | 18/03/2022 |
| Boncor 09-22 | TX22 | 14.999 | 1,30% | 124,00 | 0,78% | 1,62 | 20/09/2022 |
| Boncor 23 | TC23 | 28.300 | 4,00% | 315,00 | 1,68% | 1,99 | 06/03/2023 |
| Boncor 03-23 | TX23 | 92.703 | 1,40% | 125,50 | 2,70% | 2,10 | 25/03/2023 |
| Boncor 08-23 | TX23 | 13.011 | 1,45% | 111,31 | 3,58% | 2,44 | 13/08/2023 |
| Boncor 04-24 | TX24 | 145.016 | 1,40% | 117,25 | 4,58% | 3,01 | 25/03/2024 |
| Boncor 25 | TC25P | 29.908 | 4,00% | 258,00 | 7,04% | 3,75 | 27/04/2025 |
| Boncor 11-26 | TX26 | 56.520 | 2,00% | 95,05 | 6,53% | 4,35 | 09/11/2026 |
| Boncor 11-28 | TX28 | 1.898 | 2,25% | 89,99 | 7,43% | 4,84 | 09/11/2028 |
| Disc ARL 05 | DICP | 10.563 | 5,8% | 2.030 | 0,77% | 6,01 | 31/12/2033 |
| Par ARL 05 | PASP | 2.861 | 1,77% | 800,00 | 9,70% | 9,93 | 31/12/2038 |
| C-Par ARL 05 | CUAP | 23.668 | 3,31% | 1.110,00 | 9,77% | 10,94 | 31/12/2045 |



| Bond | Code | Amt Out. | Coupon | Price | YTM | MD | Maturity |
|--|-------|----------|--------|--------|---------|------|------------|
| Sovereign ARS Floating Badlar | | | | | | | |
| Bonar Ago 21 | TB21 | 56.149 | 1,00% | 106,65 | 43,56% | 0,41 | 05/08/2021 |
| Bocan 22 | PR15 | 3.122 | 0,00% | 93,70 | 47,45% | 0,74 | 04/10/2022 |
| Bonar Abr 22 | AA22 | 53.625 | 2,00% | 98,90 | 46,26% | 0,88 | 04/04/2022 |
| Sub-Sovereign ARS Floating Badlar | | | | | | | |
| CABA TD C20 | BDC22 | 3.708 | 5,00% | 99,31 | 47,28% | 0,77 | 24/01/2022 |
| CABA TD C24 | BDC24 | 22.614 | 3,25% | 89,69 | 53,87% | 1,62 | 29/03/2024 |
| CABA TD C23 | BDC28 | 13.962 | 3,75% | 91,94 | 53,04% | 1,96 | 22/02/2028 |
| PBA TD 2022 | PBY22 | 15.182 | 3,83% | 97,53 | 55,74% | 0,91 | 31/05/2022 |
| PBA TD 2025 | PBA25 | 30.000 | 3,75% | 80,88 | 59,96% | 1,74 | 14/04/2025 |
| Neuquen 2021 | BNF21 | 1.912 | 5,00% | 35,06 | 83,68% | 0,06 | 23/02/2021 |
| Mendoza 2021 | PAJ21 | 5.219 | 4,375% | 103,45 | 52,66% | 0,30 | 09/06/2021 |
| Salta 2021 | SA21 | 400 | 5,00% | 81,24 | 100,48% | 0,60 | 22/12/2021 |



| Bond | Code | Amt Out. | Coupon | Price | YTM | MD | Maturity |
|----------------------------|------|----------|--------|-------|--------|------|------------|
| Sovereign ARS Fixed | | | | | | | |
| Bonte \$ Oct 21 | TO21 | 62.500 | 18,20% | 93,65 | 45,05% | 0,52 | 04/10/2021 |
| Bonte \$ Oct 23 | TO23 | 64.150 | 16,00% | 56,97 | 55,58% | 1,55 | 17/10/2023 |
| Bonte \$ Oct 26 | TO26 | 96.570 | 15,50% | 39,57 | 57,67% | 1,94 | 19/10/2026 |



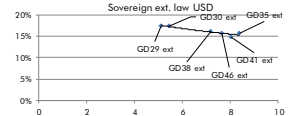
| Ledes ARS | Amt Out. | Price | TNA | Days | Maturity |
|-----------|----------|-------|--------|------|------------|
| S29E1 | 141.370 | 99,90 | 38,34% | 1 | 29/01/2021 |
| S26F1 | 67.964 | 97,42 | 33,37% | 29 | 26/02/2021 |
| SM311 | 25.087 | 94,15 | 36,55% | 62 | 31/03/2021 |

| Lepases ARS | Days | Amt Out. | BP + | Price | Spread | MD | Maturity | TNA |
|-------------|------|----------|-------|--------|--------|------|------------|-------|
| SE291 | 1 | 45.946 | 3,00% | 109,00 | -6,34% | 0,00 | 29/01/2021 | 29,1% |
| S31M1 | 62 | 72.236 | 3,20% | 109,00 | 0,70% | 0,17 | 31/03/2021 | 36,7% |
| S21Y1 | 113 | 58.122 | 3,50% | 105,71 | 2,83% | 0,31 | 21/05/2021 | 39,8% |

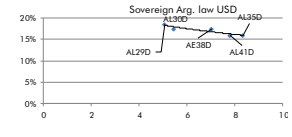
| Bond | Code | Amt Out. | Coupon | Price | YTM | MD | Maturity |
|----------------------|-------|----------|--------|--------|--------|------|------------|
| Ledes ARS TNA | | | | | | | |
| Leases ARS | SE291 | 141.370 | 3,00% | 109,00 | -6,34% | 0,00 | 29/01/2021 |
| Leases ARS | S31M1 | 72.236 | 3,20% | 109,00 | 0,70% | 0,17 | 31/03/2021 |
| Leases ARS | S21Y1 | 58.122 | 3,50% | 105,71 | 2,83% | 0,31 | 21/05/2021 |

Bonds

| Bond | Code | Amt Out. | Coupon | Price (1) | YTM | MD | Maturity |
|-------------------------------|------|----------|--------|-----------|-------|--------|----------|
| Sovereign ext. low USD | | | | | | | |
| Bonos Int. 29 NYL | GD29 | ext | 2.635 | 1,000% | 41,82 | 17,31% | 5,12 |
| Bonos Int. 30 NYL | GD30 | ext | 16.091 | 0,125% | 38,63 | 17,48% | 5,44 |
| Bonos Int. 35 NYL | GD35 | ext | 20.502 | 0,125% | 34,50 | 15,72% | 8,35 |
| Bonos Int. 38 NYL | GD38 | ext | 11.405 | 0,125% | 39,42 | 16,16% | 7,19 |
| Bonos Int. 41 NYL | GD41 | ext | 10.482 | 0,125% | 36,51 | 14,91% | 8,03 |
| Bonos Int. 46 NYL | GD46 | ext | 2.092 | 0,125% | 34,81 | 15,63% | 7,66 |

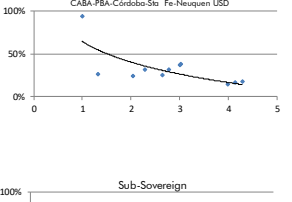


| Bond | Code | Amt Out. | Coupon | Price (2) | YTM | MD | Maturity |
|-------------------------------|-------|----------|--------|-----------|--------|------|------------|
| Sovereign Arg. low USD | | | | | | | |
| Bonar 1% 29 | AL29D | 2.193 | 1,000% | 39,85 | 18,54% | 5,06 | 09/07/2029 |
| Bonar 30 | AL30D | 13.079 | 0,125% | 38,58 | 17,53% | 5,44 | 09/07/2030 |
| Bonar 35 | AL35D | 18.714 | 0,125% | 34,05 | 15,90% | 8,32 | 09/07/2035 |
| Bonar 38 | AE38D | 7.211 | 0,125% | 36,38 | 17,40% | 7,00 | 09/01/2038 |
| Bonar 41 | AL41D | 1.491 | 0,125% | 33,60 | 16,05% | 7,79 | 09/07/2041 |



| Bond | Code | Amt Out. | Coupon | Price | YTM | MD | Maturity |
|--------------------------------------|------|----------|--------|----------|--------|------|------------|
| Sovereign Arg. low USD Linked | | | | | | | |
| Bonte 11-21 - USD Linke | TV21 | 1.766 | 0,100% | 9.075,00 | -4,75% | 0,85 | 30/11/2021 |
| Bonte 04-22 - USD Linke | TV22 | 1.660 | 0,100% | 9.137,00 | -3,72% | 1,26 | 20/04/2022 |

| Sub-Sovereign USD (3) | Code | Amt Out. | Coupon | Price* | YTM | MD | Maturity |
|-----------------------|--------|----------|---------|--------|---------|------------|------------|
| Bs. As. 21 NYL | BP21 | 500 | 10,875% | 15,31 | 0,00 | 25/02/2021 | |
| CABA, 21 NYL | CABA21 | 335 | 8,950% | 33,80 | 128,34% | 0,04 | 19/02/2021 |
| Bs. As. PBJ 21 NYL | PBJ21 | 900 | 9,950% | 18,83 | 0,04 | 09/06/2021 | |
| Córdoba 21 NYL** | CO21D | 725 | 7,125% | 72,54 | 165,67% | 0,20 | 10/06/2021 |
| Bs. As. 23 NYL | PBF23 | 750 | 6,500% | 39,22 | 604,31% | 0,05 | 15/02/2023 |
| Córdoba 26 | CO26 | 272 | 7,125% | 50,50 | 23,91% | 2,03 | 27/10/2026 |
| Jujuy 22 NYL | JUS22 | 210 | 8,625% | 52,09 | 72,08% | 1,06 | 27/09/2022 |
| Sta Fe 23 NYL** | SF23D | 250 | 7,000% | 80,46 | 25,64% | 1,32 | 23/03/2023 |
| Bs. As. 24 NYL | PBM24 | 1.250 | 9,125% | 39,69 | 93,89% | 0,99 | 16/03/2024 |
| Salta 24 NYL | SA24D | 350 | 9,125% | 55,14 | 45,71% | 1,61 | 08/07/2024 |
| Chaco 24 NYL | CH24D | 250 | 9,375% | 48,36 | 60,14% | 1,41 | 19/08/2024 |
| La Rioja 25 NYL | RIF25 | 300 | 9,750% | 55,46 | 51,22% | 1,41 | 24/02/2025 |
| T.Fuego 27 NYL | TFU27 | 190 | 8,950% | 60,06 | 21,39% | 2,33 | 19/04/2027 |



| Mun. Cord 24 NYL | Code | Amt Out. | Coupon | Price | YTM | MD | Maturity |
|--------------------|----------|----------|--------|-------|--------|------|------------|
| Mun. Cord 24 NYL | AUNCOR24 | 150 | 7,875% | 59,65 | 37,70% | 1,78 | 23/09/2024 |
| Chubut 26 NYL | PUL26 | 650 | 7,750% | 69,77 | 21,11% | 2,03 | 27/07/2026 |
| Entre Rios 25 NYL | ERF25 | 500 | 8,750% | 60,72 | 35,63% | 1,97 | 10/02/2025 |
| Rio Negro 25 NYL** | RND25 | 300 | 7,750% | 58,52 | 27,82% | 2,71 | 09/12/2025 |
| Neuquen 25 NYL | NQUEN25 | 366 | 7,500% | 59,21 | 31,12% | 2,27 | 08/04/2025 |
| Córdoba 24 NYL** | CO24D | 570 | 7,450% | 65,79 | 24,64% | 2,62 | 02/09/2024 |
| Bs. As. 27 NYL** | RF27 | 1.750 | 8,875% | 37,47 | 38,11% | 3,02 | 15/06/2027 |
| CABA, 27 NYL | CABA27 | 890 | 7,500% | 78,71 | 14,03% | 3,99 | 01/06/2027 |
| Bs. As. 28 NYL | BP28 | 400 | 9,625% | 41,29 | 36,87% | 2,99 | 18/04/2028 |
| Sta Fe 27 NYL** | SF27D | 250 | 6,900% | 69,82 | 16,08% | 4,14 | 01/11/2027 |
| Córdoba 27 NYL** | CO27D | 450 | 7,125% | 65,02 | 17,89% | 4,28 | 02/08/2027 |
| Par Bs. As. NYL | BLPD | 446 | 4,000% | 34,68 | 31,01% | 2,77 | 15/05/2035 |

